

Showering just
got **better...**

...better for being **Grundfos**

Grundfos Watermill have been producing quality engineered products, combined with first class pre and post sales service, for over 40 years.

Grundfos Watermill shower pumps undergo rigorous 3 stage testing prior to leaving our factory, so whichever Grundfos product you select, you can be assured of quality, performance and safety.

All **Grundfos Watermill** pumps conform to both UK and European standards, are backed by a comprehensive manufacturer's warranty and are supported by a Customer Service Department and Technical Helpline that are second to none.

Grundfos Watermill offer probably the widest and most comprehensive range of shower boosting solutions in the UK as well as a selection of Domestic Water products.

To find out more, ask your stockist, contact your local Sales Department or visit www.grundfoswatermill.co.uk



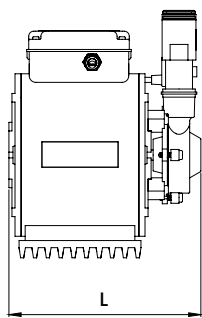
Grundfos Pump Selector

...better for being **Grundfos**

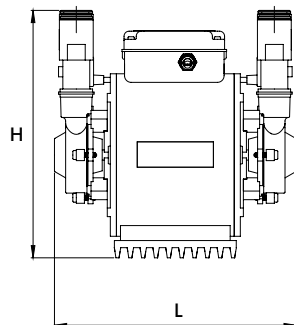
		Amazon Range						Amazon Extra Range			Niagara Range		Nile Range			Danube Low Voltage Range			
Pump Type		1.5bar Twin STP-1.5 B / STN-1.5 B	2.0bar Twin STP-2.0 B / STN-2.0 B	3.0bar Twin STP-3.0 B / STN-3.0 B	4.0bar Twin STP-4.0 B / STN-4.0 B	2.0bar Single SSP-2.0 B / SSN-2.0 B	3.0bar Single SSP-3.0 B / SSN-3.0 B	4 - 30 CH4-30	4 - 50 CH4-50	4 - 60 CH4-60	1.5bar Twin STC-1.5 C	2.0bar Twin STC-2.0 C	1.2bar Twin STR-1.2 C	1.5bar Single STR-1.5 C	1.5bar Single SSR-1.5 C	1.0bar Twin STL-1.0 C	1.5bar Twin STL-1.5 C	2.0bar Twin STL-2.0 C / SSL-2.0 CN	1.4bar Single SSL-1.4 C
Application																			
1 shower or bathroom suit		●	●	●		●	●				●	●	●	●	●	●	●		●
2 showers or basic bathroom suites			●	●	●	●	●					●						●	
Single Shower Mixer Valve - Multi function head		●	●	●	●	●	●				●	●		●	●	●	●	●	●
Large shower head over 8"			●	●	●	●	●					●					●		
Shower Column				●	●		●												
Instantaneous electric shower up to 9 kw						●	●							●					●
Instant electric shower over 9 kw							●												
Boost pressure to bath or basin, hot only or cold only							●							●					●
Under bath application or installation in damp areas																●	●	●	●
Universal (negative) head		●	●	●	●	●	●										●		●
Steam Cabinets require universal head				●	●		●												
3-4 showers								●											
4-6 showers									●										
6-8 Showers										●									
Shower with body jets								●											
Boost whole house								●	●	●									
Sports club/ multiple showers								●	●	●									
Page Number		Page 04						Page 05		Pages 06		Page 06			Page 07				

See page 11 for pump technical data.

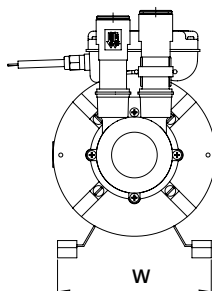
Amazon



SINGLE IMPELLER PUMPS -
SSP-2.0 B, SSP-3.0 B

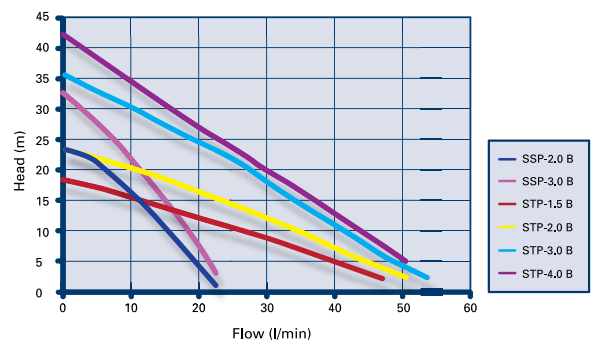


TWIN IMPELLER PUMPS -
STP-1.5B, STP-2.0 B, STP-3.0 B, STP-4.0 B



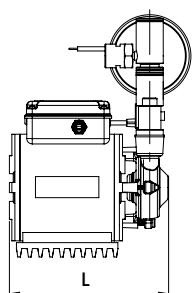
- Twin and single impeller
- Regenerative range
- Continuously rated motor
- WRAS compliant
- Brass body and impeller
- Anti Vibration feet
- Supplied with stainless steel braided hoses
- 1.5 - 4.0 bar available
- 24 month automatic warranty (no need to register)

See page 11 for full technical details.

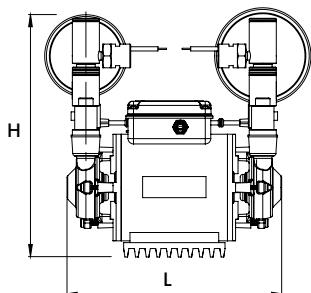


04

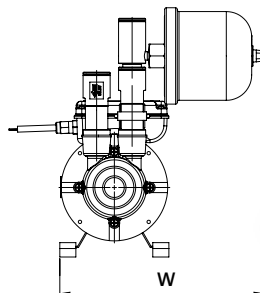
Amazon Universal



SINGLE IMPELLER PUMPS -
SSN-2.0B, SSN-3.0B

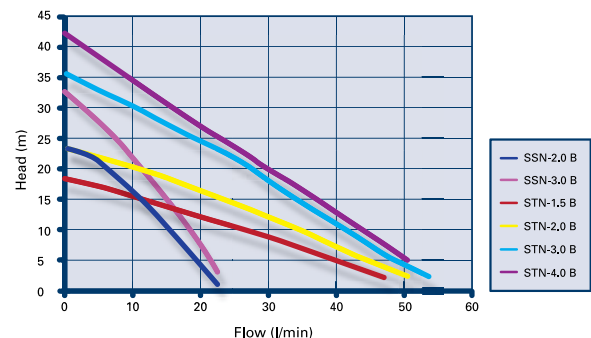


TWIN IMPELLER PUMPS -
STN-1.5B, STN-2.0B, STN-3.0B, STN-4.0B

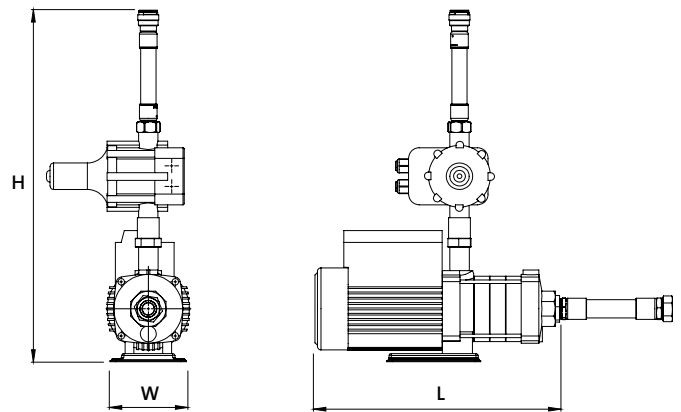


- Twin and single impeller
- Regenerative range
- Continuously rated motor
- WRAS compliant
- Brass body and impeller
- Anti vibration feet
- Supplied with stainless steel braided hoses
- 1.5 - 4.0 bar available
- Universal head
- 24 month automatic warranty (no need to register)

See page 11 for full technical details.



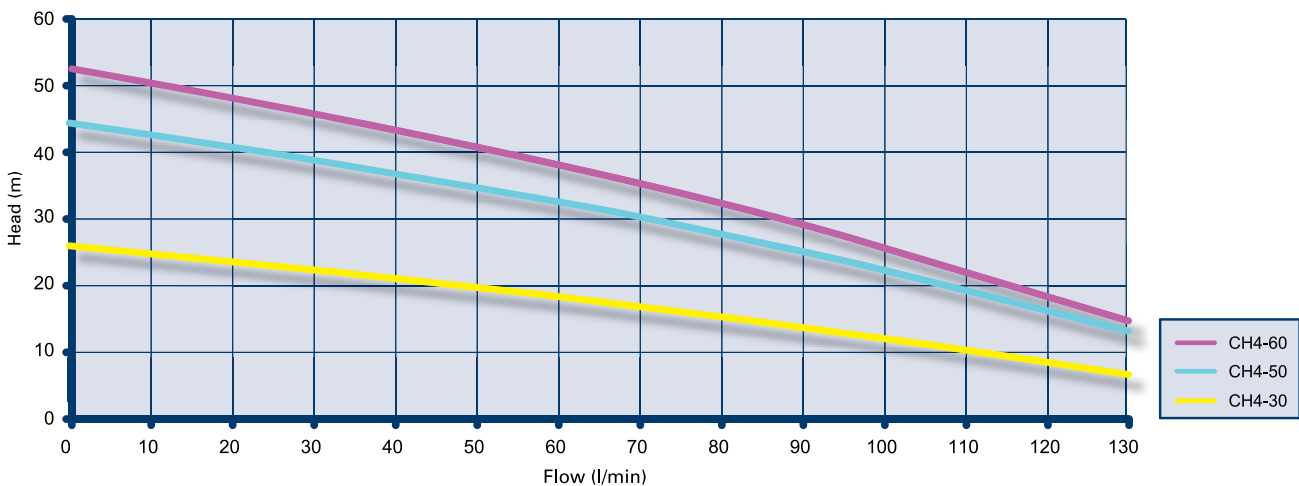
Amazon Extra



The Grundfos Watermill Amazon Extra range of universal single ended pumps are ideal for boosting water pressure in domestic or light commercial pressurised hot and cold water systems, in properties with up to four bathrooms with standard fittings, or en-suite, and cloakroom plus normal household appliances.

05

Amazon Range Pump Performance



- Compact pump unit with integral controls
- Easy installation
- Dry run protection
- WRAS compliant
- Max liquid temperature 65 degrees Celsius
- Low noise
- Enclosure class IP65
- Cut-in pressure 1.5 bar
- 24 month automatic warranty (no need to register)

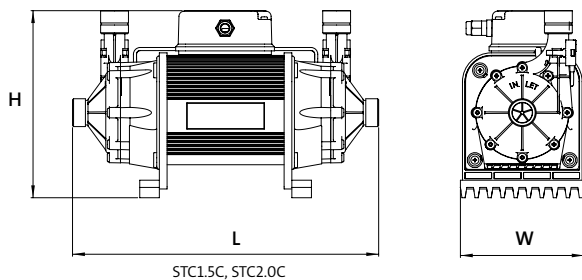
See page 11 for full technical details.

The range is also ideal for use in such places as sports clubs, leisure centres and schools wanting to boost multiple shower heads when installed after the shower valve or mixer.

The installation should be to either a pressurised system or from an open vented hot or cold water system, where the pump is positioned below the cold water cistern. The Amazon Extra range of pumps are suitable for either positive or negative head applications.

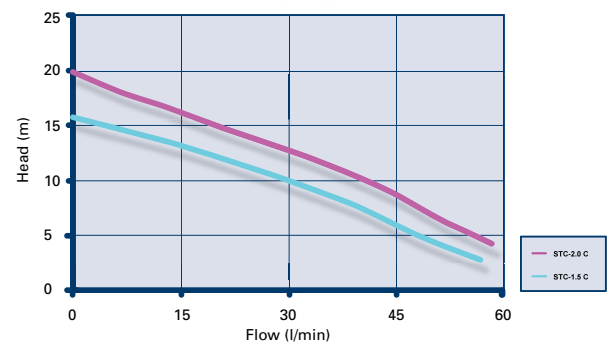
Niagara

WRAS
APPROVED
PRODUCT



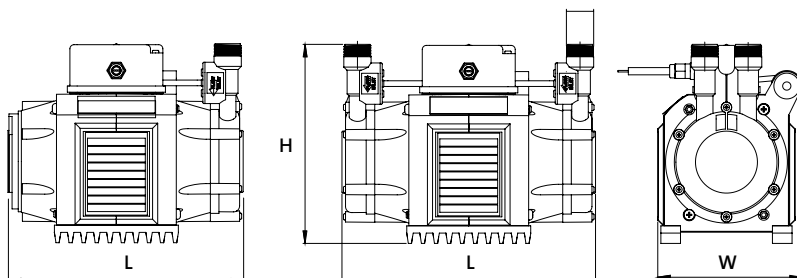
- Twin impeller
- Centrifugal range
- Continuously rated motor
- WRAS approved (1102064)
- Supplied with stainless steel braided hoses
- 1.5 & 2.0 bar available
- 24 month automatic warranty (no need to register)

See page 11 for full technical details.



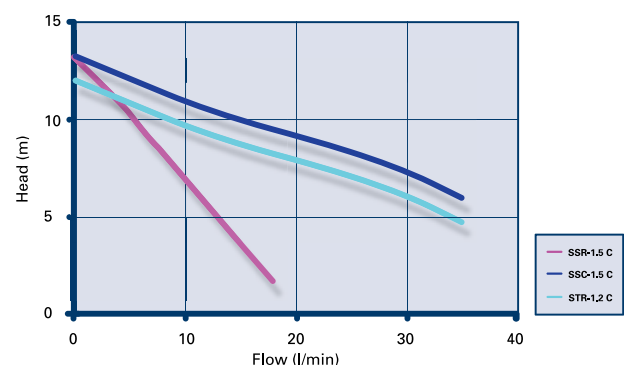
06

Nile

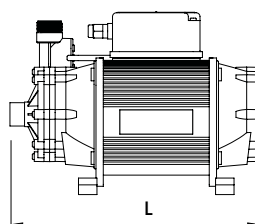


- Single & twin impeller
- Regenerative range
- Automatic motor thermal overload protection
- WRAS compliant
- Supplied with 1.5m mains cable
- Supplied with stainless steel braided hoses
- 1.2 & 1.5 bar available
- 24 month automatic warranty (no need to register)

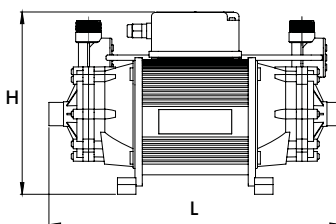
See page 11 for full technical details.



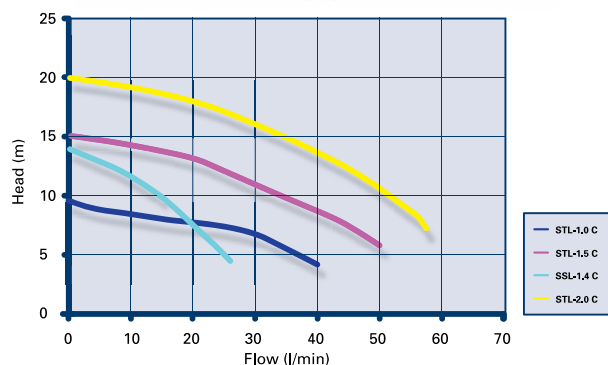
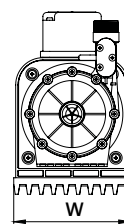
Danube



SINGLE IMPELLER PUMP -
SSL-1.4 C



TWIN IMPELLER PUMPS -
STL-1.0 C, STL-1.5 C, STL-2.0 C



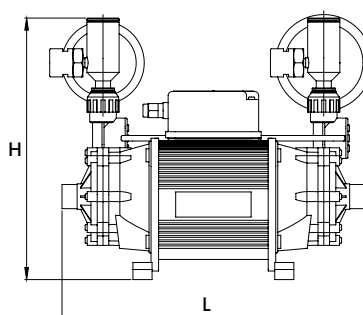
- Single & twin impeller
- Centrifugal range
- Supplied with stainless steel braided hoses
- WRAS compliant
- External transformer for ultimate safety
- Unique to the UK market
- 1.0 - 2.0 bar available
- 24 month automatic warranty (no need to register)

See page 11 for full technical details.

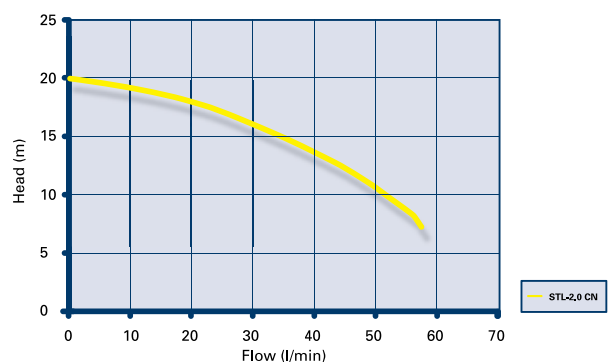
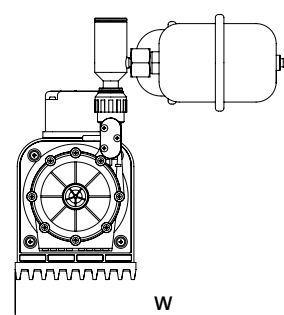
07



Danube Universal



STL2.0CN



- Twin impeller
- Centrifugal range
- Supplied with stainless steel braided hoses
- WRAS compliant
- External transformer for ultimate safety
- Unique to the UK market
- 2.0 bar available
- Universal head
- 24 month automatic warranty (no need to register)

See page 11 for full technical details.

Negative Head Kit

Manual pneumatic Negative head kits are available for the following products:

Niagara Range

STC1.5C

STC2.0C

Nile Range

STR1.2C

STR1.5C

SSR1.5C

Danube Range

STL1.0C

SSL1.4C

STL1.5C

STL2.0C

All kits are supplied with Button, 7m hose and replacement terminal lid for pump.



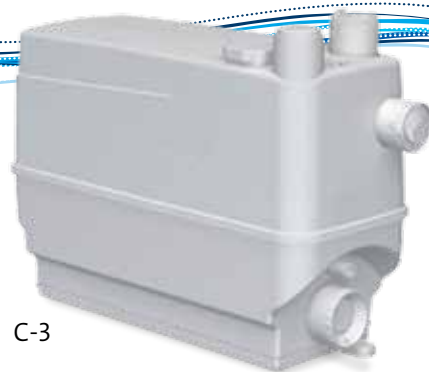
08

Surrey/York Flange

- Industry standard independent hot water supply for pump
- Reduced air (incorporates unique auto air vent)
- Reduced surging
- Reduces noise variations
- Reduces temperature fluctuations
- Automatically purges air from the hot water supply
- Ensures splutter-free showering
- Surrey Flange (15mm & 22mm available)
- 1" MI BSP x 3/4" FI outlet (Pumps up to 3 bar pressure)
- 1" MI BSP x 1/2" FI outlet (Pumps up to 1.5 bar pressure)
- York Flange (22mm available only)
- 1" FI BSP x 3/4" FI outlet (Pumps up to 3 bar pressure)



Sololift2



The fantastic new Grundfos Sololift2 range will completely revolutionise the addition of extra facilities away from the main soil stack.

The SOLOLIFT2 WC models contain a powerful motor, robust vortex pump and professional hardened stainless steel cutter (more able to withstand occasional unauthorised objects) which are assembled together in a self contained unit that can be completely removed without the SOLOLIFT2 having to be drained or moved from situ.

Models Available

WC-1
WC-3
CWC-3
C-3
D-2

SOLOLIFT2 Brochure Available on request.

09

	SOLOLIFT2 WC-1	SOLOLIFT2 WC-3	SOLOLIFT2 D-2	SOLOLIFT2 C-3	SOLOLIFT2 CWC-3
	●	●			
	●	●			●
	●	●		●	●
				●	●
				●	●
				●	●
				●	●
				●	●

Training

Grundfos Watermill have introduced an e-learning module which is accessible through both the web site (www.grundfoswatermill.co.uk) and various Merchant intranet sites.

The training module was introduced in order to be able to reach the vast majority of Installers and Merchant staff (both National and Independent), and offers the flexibility of being able to be completed at a time more convenient with those who have chosen to learn more about how shower pumps should be installed and specified. It explains everything from “what is negative head” to “where one should site the pump”.

Grundfos Watermill run free training courses throughout the year, at various venues around the country. The courses are designed for merchant staff, installers and specifiers. Please visit the web site, or contact us for further information and details of forthcoming courses.

For Training

Telephone: **0845 2000 912**

Email: **Sales@watermillshowers.co.uk**

10

Technical Help

Our team of technical experts with in depth knowledge on shower pumps are at hand for any questions that may arise. Please call for:

- Pump selection
- Technical installation advice
- Spare parts

For Technical help/Sales:

Telephone: **0845 2000 912**

Email: **Sales@watermillshowers.co.uk**



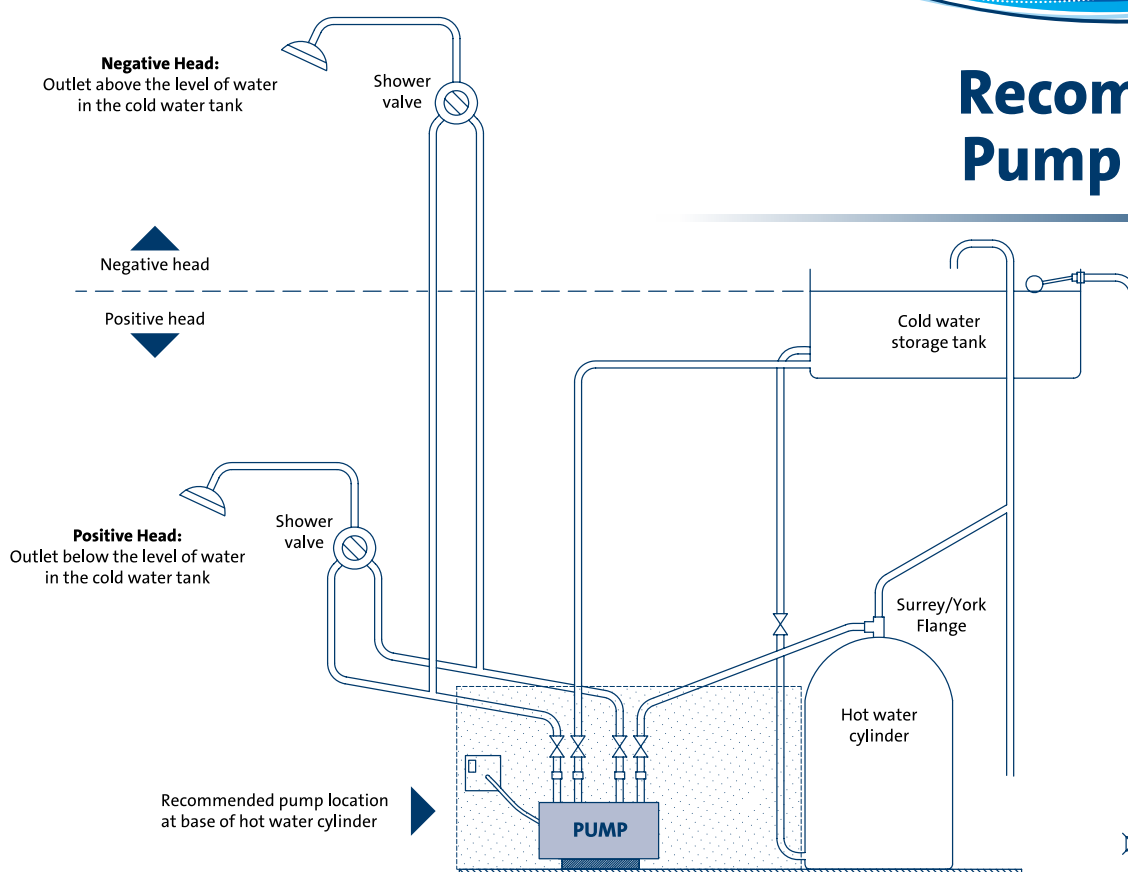
Technical Chart

	Model	Pump dimensions (mm) (L x W x H)	Electrical rating	Cable length	Voltage (V)	Power Input (W)	Fuse	Closed valve pressure (bar)	Max. flow rate (l/min)	Minimum pipe size
DANUBE	STL-1.0 C	300 x 120 x 185	30 min on/ 30 min off	Transformer: input 2m, output 3m	29 **	170	5A	1	40	15*
	STL-1.5 C	300 x 120 x 185	30 min on/ 30 min off		37 **	270	5A	1.5	50	15*
	SSL-1.4 C	225 x 120 x 185	30 min on/ 30 min off		38 **	160	5A	1.4	25	15*
	STL-2.0 C	300 x 120 x 185	30 min on/ 30 min off		39 **	380	5A	2	55	22
	STL-2.0 CN	300 x 215 x 256	30 min on/ 30 min off		39 **	380	5A	2	55	22
NIAGARA	STC-1.5 C	300 x 120 x 185	Continuous	N/A	230	270	5A	1.5	55	15*
	STC-2.0 C	305 x 120 x 185	20 min on/ 40 min off	N/A	230	350	5A	2	55	22
NILE	STR-1.2 C	250 x 140 x 190	20 min on/ 40 min off	1.5m	230	350	5A	1.2	35	15*
	STR-1.5 C	250 x 140 x 190	20 min on/ 40 min off	1.5m	230	390	5A	1.5	35	15*
	SSR-1.5 C	230 x 140 x 190	20 min on/ 40 min off	1.5m	230	270	5A	1.5	17	15*
AMAZON	STP-1.5 B	245 x 145 x 225	Continuous	1.5m	230	525	5A	1.8	45	22
	SSP-2.0 B	195 x 145 x 225	Continuous	1.5m	230	400	5A	2.3	20	22
	STP-2.0 B	258 x 145 x 225	Continuous	1.5m	230	640	5A	2.4	50	22
	SSP-3.0 B	195 x 145 x 225	Continuous	1.5m	230	435	5A	3	22	22
	STP-3.0 B	271 x 145 x 225	Continuous	1.5m	230	850	5A	3.4	52	22
AMAZON UNIVERSAL	STP-4.0 B	284 x 145 x 225	Continuous	1.5m	230	920	10A	4.1	50	22
	STN-1.5 B	245 x 225 x 283	Continuous	1.5m	230	525	5A	1.8	45	22
	SSN-2.0 B	195 x 225 x 283	Continuous	1.5m	230	400	5A	2.3	20	22
	STN-2.0 B	258 x 225 x 283	Continuous	1.5m	230	640	5A	2.4	50	22
	SSN-3.0 B	195 x 225 x 283	Continuous	1.5m	230	435	5A	3	22	22
AMAZON EXTREMA	STN-3.0 B	271 x 225 x 283	Continuous	1.5m	230	850	5A	3.4	52	22
	STN-4.0 B	284 x 225 x 283	Continuous	1.5m	230	920	10A	4.1	50	22
	CH4-30	410 x 145 x 342	Continuous	3.0m	230	840	5A	2.6	150	22
	CH4-50	410 x 145 x 436	Continuous	3.0m	230	1300	10A	4.4	150	22
	CH4-60	410 x 145 x 446	Continuous	3.0m	230	1460	10A	5.2	150	22

* 22/15 reducer required

** Low voltage transformers must be connected to 230v

11



Recommended Pump Location

Grundfos Watermill Ltd

Gemini House
Enterprise Way
Edenbridge
Kent. TN8 6HF

Telephone: 0845 2000 912

Fax: 0845 2000 913

Email: info@watermillshowers.co.uk